


# Lucernario aerante<sup>®</sup> INOX

For lightwells

Openable.

For swimming pools



- For technical control room
- Easy inspection
- Protects implants



## Shower tray

*Lucernario aerante INOX*  
*Openable* can be used  
**as shower tray.**

The water collected by  
the drainage channels is  
conveyed to the drain.

The non-slip surface is  
suitable for contact with  
water. Adherence and  
comfort are guaranteed.

## Storing tools

*Lucernario aerante INOX*  
*Openable* can be used to  
store **objects and tools**  
**inside the compart-**  
**ment**, such as brushes,  
nets, and the **pool**  
**cleaning robot.**

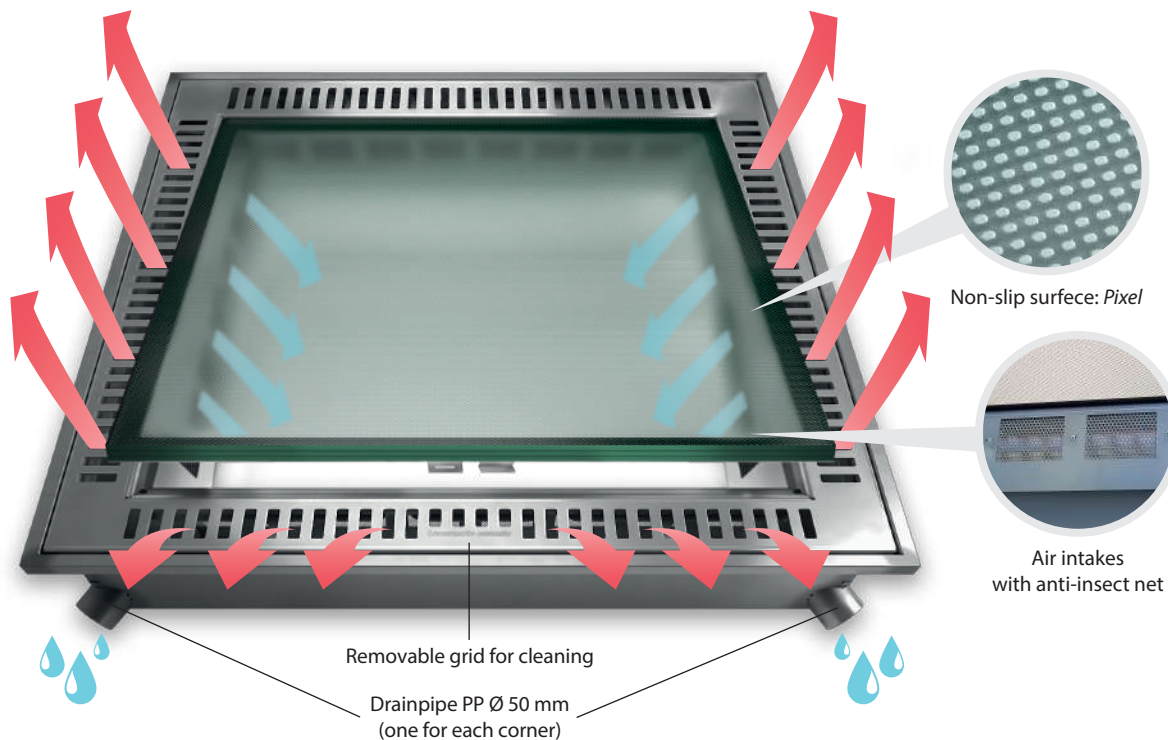
When in use, the robot  
control unit can be left  
inside the system  
compartment.



\*

More details about the Warranty  
program on the back of this brochure





## How it works

The openable *Lucernario aerante INOX* collects rainwater from its drainage channel and **allows the ventilation of the technical room** through the air intakes. The constant flow of air and the action of the electric fan ensure the control room breathes better. Humidity is considerably reduced and, consequently, so is the **risk of system usury**. The air intakes are protected by **anti-insect and anti-dirt nets**. Simply lift the grid to clean the runoff channel.

## Materials

The openable *Lucernario aerante INOX* is made of **AISI 316** semi-matt steel for a **modern look** and **high resistance to oxidation**. The walk-on glass provides natural light and ensures safe transit thanks to its **R11 non-slip pattern**.

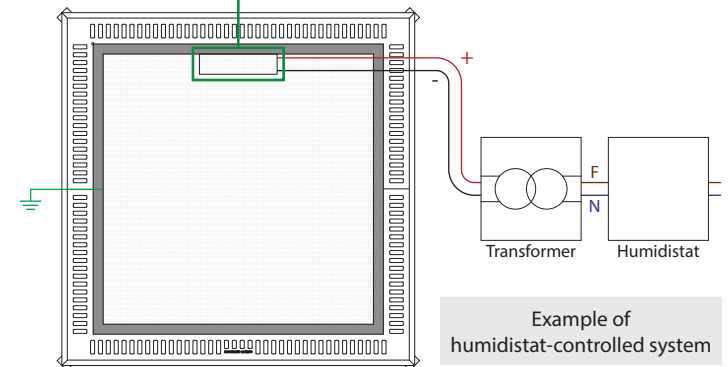
Electric fan type "OUT"  
An indispensable accessory  
for correct air circulation.



Non-slip surface: Pixel

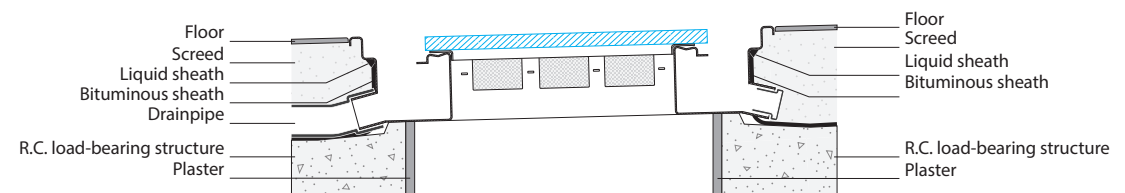


Air intakes  
with anti-insect net



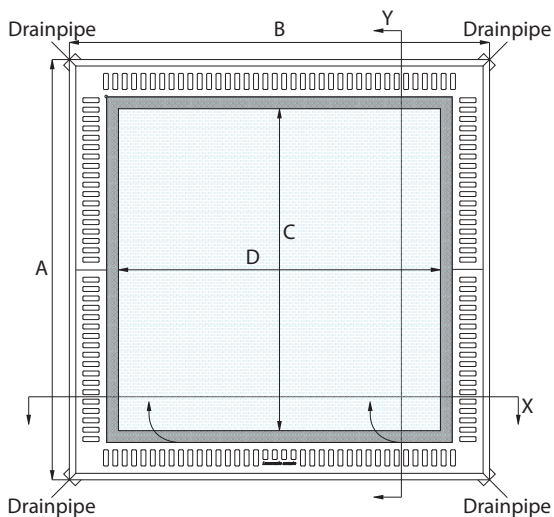
An electric fan type "OUT" is included in the sales price.  
This wiring diagram is supplied by way of example.  
We suggest contacting a professional to ideally define your system.

### Installation diagram



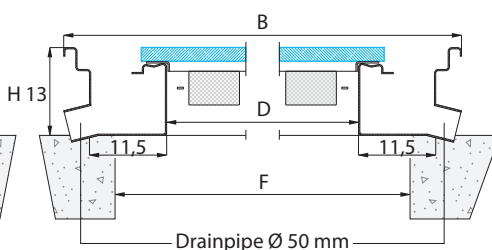
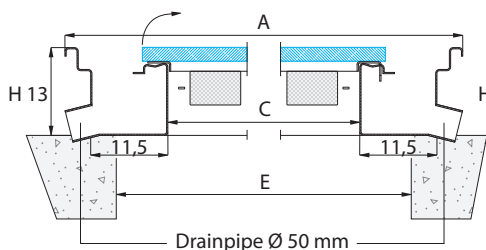
These installation diagram is provided as examples.  
We recommend you consult a professional who can define the ideal realisation of your floor.

# Size guide



Longitudinal section (Y)

Cross-section (X)



## Available dimensions

	Dimensions	Openable compartment	Insole hole	Weight	Air intakes surface*	Openable surface
Modello	A x B	C x D	E x F	Kg	(cm <sup>2</sup> )	(cm <sup>2</sup> )
MXA-110	110 x 110	79,6 x 79,6	min 80 - max 94	80	978	6336,16
MAX-130	130 x 130	99,6 x 99,6	min 100 - max 114	90	1257	9920,16

Where not specified, measurements are in centimetres.

See the Technical Data Sheet on the website [inox.lucernarioaerante.it](http://inox.lucernarioaerante.it) before purchasing the product.

**Lucernario aerante** INOX  
For lightwells

WARRANTY PROGRAM



\*Prove your purchase by registering your product on [inox.lucernarioaerante.it](http://inox.lucernarioaerante.it) and obtain the Gold Warranty lasting 14 years.

Authorized dealer



**No more same old grilles**  
[inox.lucernarioaerante.it](http://inox.lucernarioaerante.it)